

»» Features

- Miniature PCB Power Relays 10A 250VAC.
- High CTI 250 and New Glow Wire Approved material.
- UL Insulation Class F.
- VDE 0435, UL/CUL, TUV, CSA approved.



»» Type List

◆ 812H

Terminal style	Contact form	UL Insulation system approval	Designation (provided with)		
			Flux tight	Sealed type	Sealed type washable
PCB terminal	1C (SPDT)	-----	812H-1C-C	812H-1C-V	812H-1C-S
		F	812H-1C-C FXXVDC	812H-1C-V FXXVDC	812H-1C-S FXXVDC
	1A (SPNO)	-----	812H-1A-C	812H-1A-V	812H-1A-S
		F	812H-1A-C FXXVDC	812H-1A-V FXXVDC	812H-1A-S FXXVDC
	1B (SPNC)	-----	812H-1B-C	812H-1B-V	812H-1B-S
		F	812H-1B-C FXXVDC	812H-1B-V FXXVDC	812H-1B-S FXXVDC

◆ 812BH

Terminal style	Contact form	UL Insulation system approval	Designation (provided with)		
			Flux tight	Sealed type	Sealed type washable
PCB terminal	1C (SPDT)	-----	812BH-1C-C	812BH-1C-V	812BH-1C-S
		F	812BH-1C-C FXXVDC	812BH-1C-V FXXVDC	812BH-1C-S FXXVDC
	1A (SPNO)	-----	812BH-1A-C	812BH-1A-V	812BH-1A-S
		F	812BH-1A-C FXXVDC	812BH-1A-V FXXVDC	812BH-1A-S FXXVDC
	1B (SPNC)	-----	812BH-1B-C	812BH-1B-V	812BH-1B-S
		F	812BH-1B-C FXXVDC	812BH-1B-V FXXVDC	812BH-1B-S FXXVDC

»» Ordering Information

812 BH - 1A - C E FXXVDC
 1 2 3 4 5 6

- | | |
|---|--|
| 1. 812 -- Basic series designation

2. BH -- High power type with insulation barrier
H -- High power type

3. 1A -- Single pole normally open
1B -- Single pole normally closed
1C -- Single pole double throw | 4. C -- Flux tight
V -- Sealed type
S -- Sealed type washable

5. Blank -- Standard type
E -- CTI 250V

6. Blank -- Standard type
F -- Class F |
|---|--|

812H/812BH

»» Contact Rating

Resistive load	812H	812BH
		12A 120VAC ^(※) 10A 120VAC, 7A 240VAC

»» Coil Rating (DC)

Rated voltage (V)	Rated current ±10 % at 23 °C (mA)	Coil resistance ±10 % at 23 °C (Ω)	Max. continuous voltage at 85 °C	Pick up voltage(Max) at 23 °C	Drop out voltage(Min) at 23 °C	Power consumption at rated voltage
3	120	25	160 % of rated voltage	75 % of rated voltage	10 % of rated voltage	approx. 0.36W
5	73	69				
6	60	100				
9	40	225				
12	30	400				
18	20	900				
24	15	1600				
48	7.5	6400				

»» Specification

Contact material	AgSnO alloy	
Contact resistance ⁽¹⁾	50mΩ Max.	
Operate time ⁽¹⁾	15ms Max.	
Release time ⁽¹⁾	5ms Max.	
Insulation resistance ⁽¹⁾	100MΩ Min. (DC 500V)	
Dielectric strength ⁽¹⁾	Between open contact	: AC 750V , 50/60Hz 1 min. (for 812H) : AC 1000V, 50/60Hz 1 min. (for 812BH)
	Between contact and coil	: AC 1500V , 50/60Hz 1 min. (for 812H) : AC 2000V, 50/60Hz 1 min. (for 812BH)
Vibration resistance	Operating extremes	10~50Hz , amplitude 1.0 mm
	Damage limits	10~50Hz , amplitude 1.0 mm
Shock resistance	Operating extremes	10G
	Damage limits	100G
Life expectancy	Mechanical	10,000,000 operations (frequency 18,000 operations/hr)
	Electrical	100,000 operations (※30,000 operations) (frequency 900 operations/hr) (for 812H) (frequency 360 operations/hr) (for 812BH)
Operating ambient temperature	-40~+85 °C (no freezing)	
Weight	Approx. 10 g	

Note : (1) initial value

812H/812BH

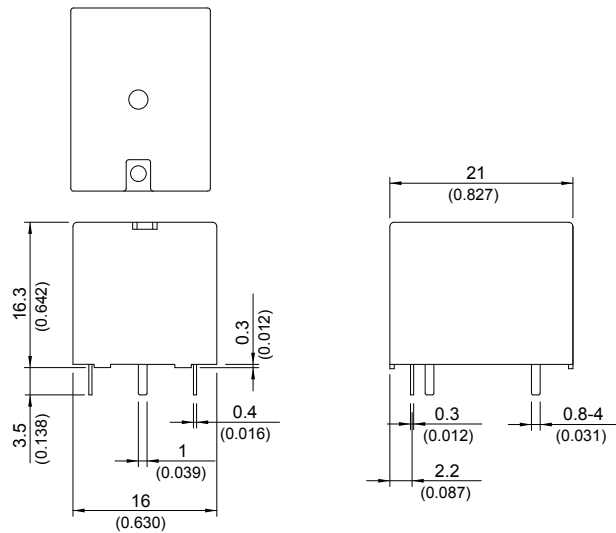
»» Safety Approval

Certified	812H/BH	812H		812BH
	UL / CUL	CSA	TUV	VDE
File No.	E88991	LR90143	R50041911	122905

»» Safety Approval Rating

812H/BH	812H		812BH
UL / CUL	CSA	TUV	VDE
20A 125VAC 10A 250VAC (NO) 7A 250VAC (NC) 12A 277VAC 7A 30VDC 1/4HP 125VAC/ 250VAC (NO) 1/10HP 125VAC (NC) TV-5 (NO)	12A 125VAC 7A 250VAC 7A 30VDC	7A 250VAC 10A 125VAC 7A 30VDC	NO : 10A 250VAC T85 NC : 7A 250VAC T85

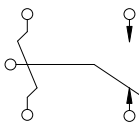
»» Outline Dimensions



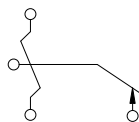
»» Wiring Diagram

BOTTOM VIEW

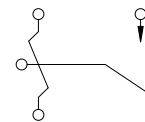
1C



1B

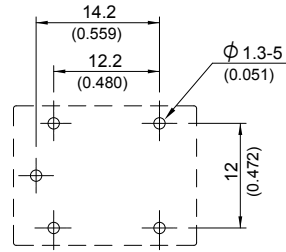


1A



812H/812BH

»» PC Board Layout BOTTOM VIEW



»» Engineering Data

